

# "High Frequency Ceramic Solutions"

**Splitter, 3dB Hybrid; 1900-2000 MHz**

**P/N 1950CH15A100**

Detail Specification: 04/14/05

Page 1 of 2

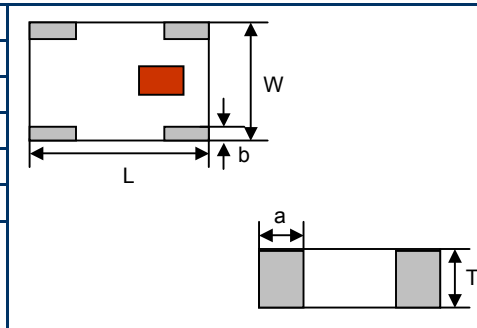
**General Specifications** (based on term. contact seeing a 50 ohm load)

<b>Part Number</b>	1950CH15A100
<b>Frequency (MHz)</b>	1900 ~ 2000
<b>Insertion Loss @ BW</b>	3.3 ± 0.5 dB max.
<b>Return Loss (dB)</b>	14.0 min.
<b>Amplitude Balance (dB)</b>	1.0 max.
<b>Phase Deviation</b>	90° ± 3
<b>Isolation (dB)</b>	16.0 min.

<b>Power Capacity</b>	10 Watts max.
<b>Impedance</b>	50 Ω
<b>Operating Temperature</b>	-40 to +85°C
<b>Reel Quantity</b>	4,000

## Mechanical Dimensions

	In	mm
<b>L</b>	0.080 ± 0.004	2.03 ± 0.10
<b>W</b>	0.061 ± 0.004	1.55 ± 0.10
<b>T</b>	0.039 ± 0.006	0.98 ± 0.15
<b>a</b>	0.022 ± 0.010	0.56 ± 0.25
<b>b</b>	0.014 ± 0.006	0.35 ± 0.15



## Terminal Configuration

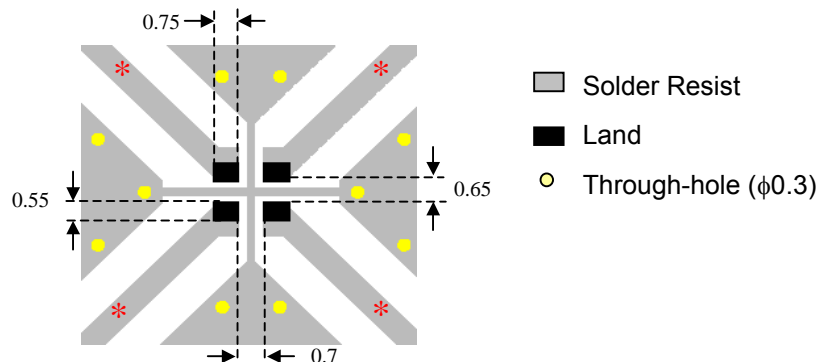
No.	Function
1	50 ohm Term.
2	IN
3	OUT2
4	OUT1

## Mounting Considerations

Mount these devices with brown mark facing up.

Line width should provide 50Ω impedance matching characteristics.

Units: mm



Johanson Technology, Inc. reserves the right to make design changes without notice.  
All sales are subject to Johanson Technology, Inc. terms and conditions.

# "High Frequency Ceramic Solutions"

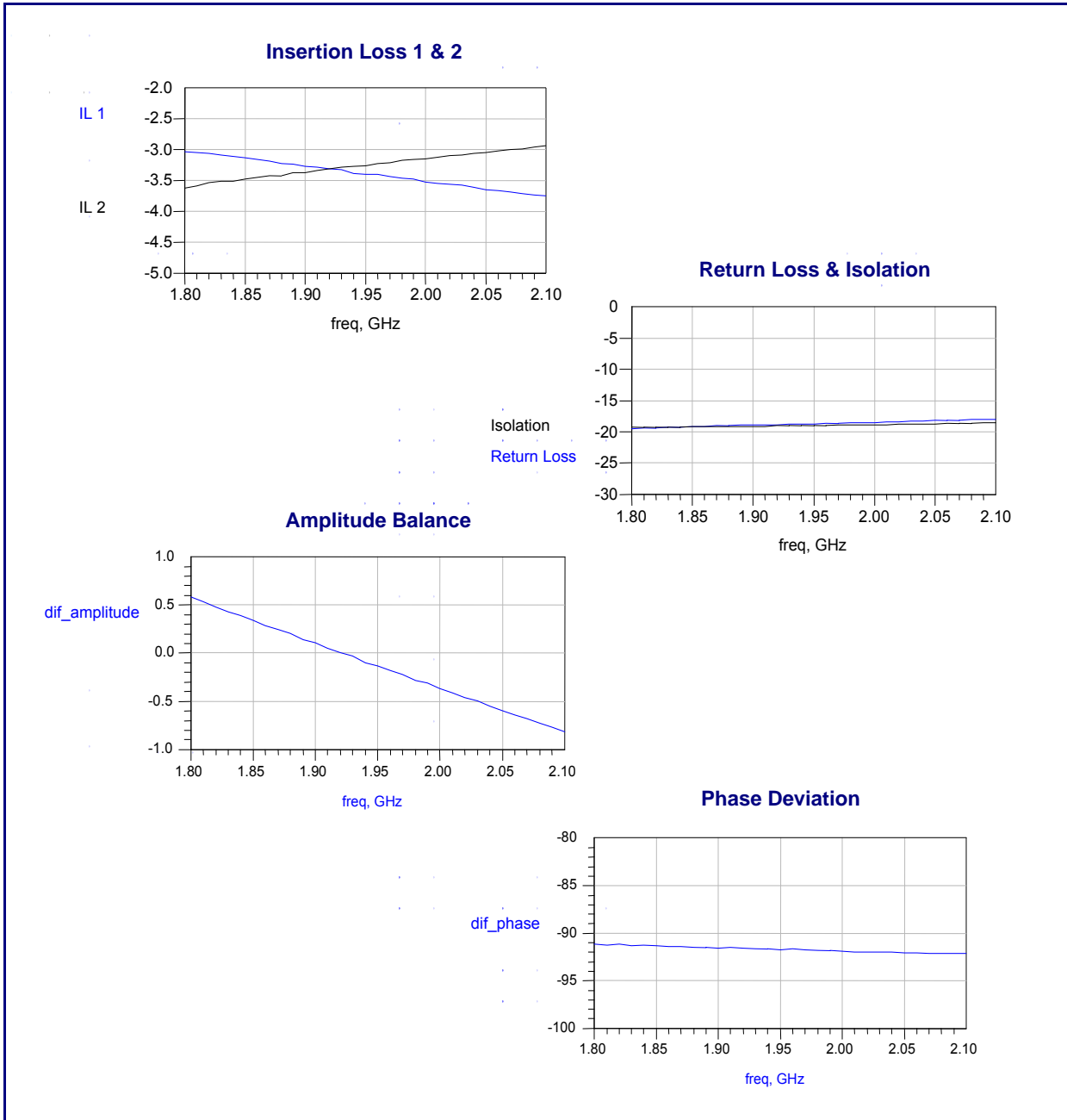
Splitter, 3dB Hybrid; 1900-2000 MHz

P/N 1950CH15A100

Detail Specification: 04/14/05

Page 2 of 2

## Typical Electrical Characteristics (T=25°C)



Johanson Technology, Inc. reserves the right to make design changes without notice.  
All sales are subject to Johanson Technology, Inc. terms and conditions.



[www.johansontechnology.com](http://www.johansontechnology.com)

931 Via Alondra • Camarillo, CA 93012 • TEL 805.389.1166 FAX 805.389.1821

2003 Johanson Technology, Inc. All Rights Reserved